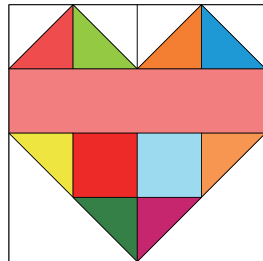


EN To learn how to make individual designs, refer to the manual (PDF) in the accompanying USB.
DE Weiterführende Informationen, mit denen Sie das Erstellen eigener Muster lernen können, finden Sie im Handbuch (PDF) auf dem beigefügten USB-Stick.
FR Pour savoir comment dessiner des motifs individuels, reportez-vous au manuel (PDF) se trouvant sur le périphérique USB.
NL Voor instructies over het maken van afzonderlijke ontwerpen, raadpleeg de handleiding (PDF) in de meegeleverde USB.

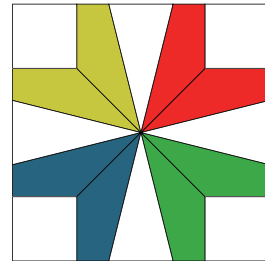
IT Per imparare a creare disegni personalizzati, fare riferimento al manuale (PDF) contenuto nell' USB in dotazione.
ES Para aprender a hacer diseños individuales, consulte el manual (PDF) en el USB adjunto.
RU Чтобы узнать о том, как создать индивидуальные дизайны см. руководство пользователя (PDF), находящееся на прилагаемом USB.
JA 各模様の作り方は、付属の USB 内の説明書 (PDF) を参照してください。

Piecowork
 Formen
 Travail à la pièce
 Stukwerk
 Cucito
 Trabajo a destajo
 Пэчворк
 ピースワーク

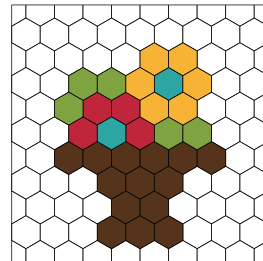
No.1




No.2



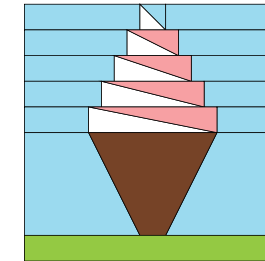
No.3



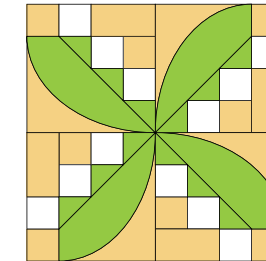
No.4



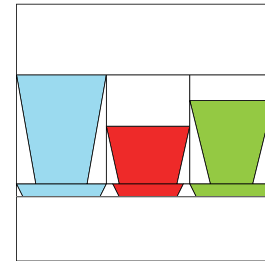
No.5



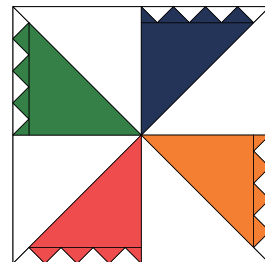
No.6



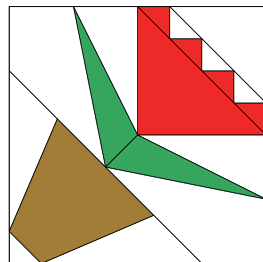
No.7



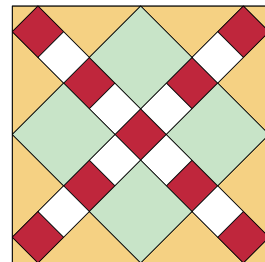
No.8



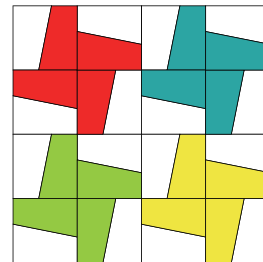
No.9



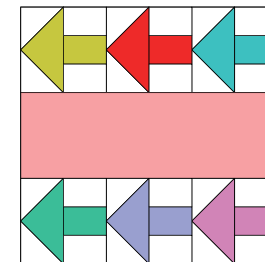
No.10




No.11



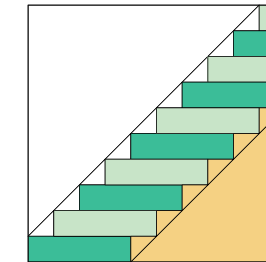
No.12



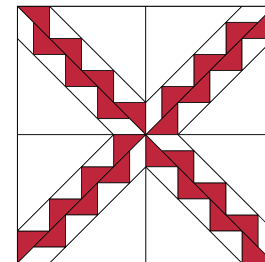
No.13



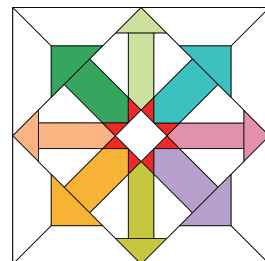
No.14



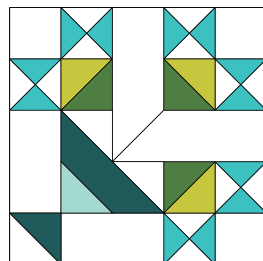
No.15




No.16



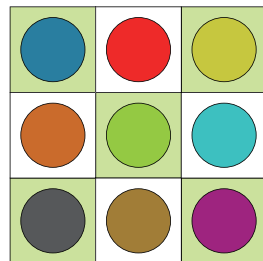
No.17



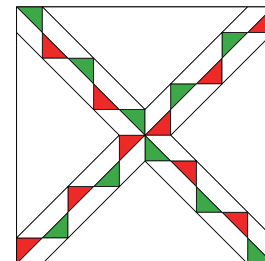
No.18



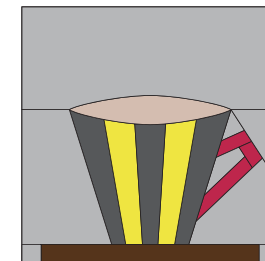
No.19




No.20



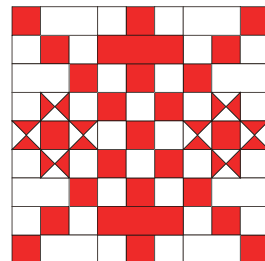
No.21




No.22

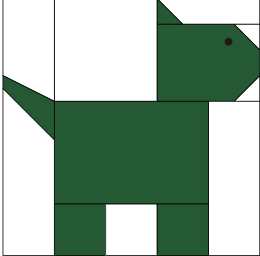



No.23




Piecework and Stitch
Formen und Stich
Travail   la pi e et point
Stukwerk en steek
Cucito e ricamo
Trabajo por pieza y puntada
П чворк и стежка
ピースワークとステッチ


No.24 

No.25 

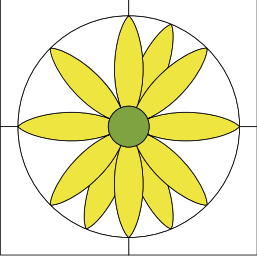
No.26 


Appliqu  and Stitch
Applikation und Stich
Appliqu  et point
Applicatie en steek
Appliqu  e ricamo
Apliche y puntada
Аппликация и стежка
アップリケとステッチ

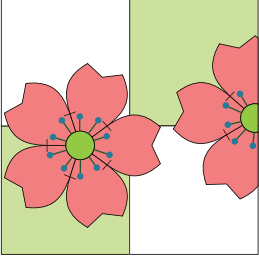
No.38 


No.39 


Piecework and Appliqu 
Formen und Applikation
Pi e de travail et appliqu 
Stukwerk en applicatie
Cucito e appliqu 
Trabajo por pieza y applique
П чворк и аппликация
ピースワークとアップリケ


No.27 

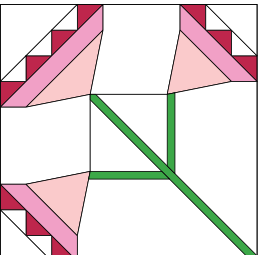
No.28 


No.29 


No.40 


No.41 


No.42 


No.30 

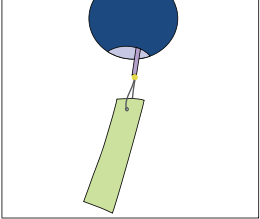
No.31 


No.32 


No.33 


No.43 

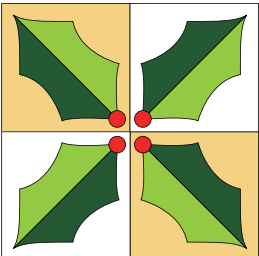
No.44 

No.45 


No.34 


No.35 


No.36 


No.37 


Appliqu 
Applikation
Appliqu 
Applicatie
Appliqu 
Apliche
Аппликация
アップリケ


No.46 


No.47 


No.48 


No.49 

No.50 

No.51 

No.52 

No.53 

No.54 

No.55 